

2018 Annual Report

U.S. ANTI-DOPING AGENCY



SACRIFICE

CONTENTS



4		Message from the CEO and Chairman
6		Team USADA
8		2018 By the Numbers
10		Global Clean Sport Advocacy
14		Education Initiatives
20		TrueSport Program
24		Science and Substances
24		• Science Serving Sport
26		• Advancing Anti-Doping Science
28		• Therapeutic Use Exemptions
32		Athlete Voices
36		Testing and DCO Operations
36		• Olympic and Paralympic Testing
40		• Global Service Testing
42		• DCO Operations
46		Innovative Technologies
48		Results Management
52		UFC Anti-Doping Program
55		Independent Auditor's Report

EDITORS

Betsy Douglass, Digital Communications Manager
Averi Walker, Content Manager
Adam Woullard, Director of Communications

DESIGN

APEX Communications, Inc.

PHOTOGRAPHY

Adobe Stock, Erica Bailey, Getty Images, John Barnhart,
Shutterstock, Unsplash

©2019 USADA. All rights reserved. Permission to reprint or redistribute altered or excerpted materials will be granted on a case-by-case basis, and all requests must be made in writing to the U.S. Anti-Doping Agency.

From the CEO & Chairman

MOSES



TYGART



The training. The injuries. The missed opportunities. The lost time.

Athletes sacrifice greatly to pursue excellence in sport. To achieve new heights, to be the best, and to make their sport something worth believing in. This commitment often inspires the sacrifice and greatness of the next generation of athletes, all of whom also continue to impact those around them and the world with their effort.

At USADA, we see the sacrifices athletes make every day to compete at their best *and* with integrity. It's filing Whereabouts, it's early morning tests, it's asking the right questions about the prohibited status of their medications...and it's no small feat. Their sacrifice and commitment are vital to protecting the integrity of competition and ensuring a level playing field for all athletes. Only when integrity and fairness are upheld is sport an authentic experience that unites the world, instills values, and inspires greatness.

USADA strives to honor athletes' sacrifice with our own commitment to excellence in service of them, both nationally and internationally. In every instance, athletes' rights and perspectives have been USADA's driving force.

On a global level, USADA's efforts in 2018 took the form of unrelenting advocacy for accountability and transparency from all those who police, govern, and participate in sport. A cornerstone of this advocacy was USADA's role at an emergency summit at the White House, where USADA stood with athletes, National Anti-Doping Organizations, and sports ministers from numerous countries to explore how the global anti-doping movement has repeatedly failed clean athletes and why the movement is in crisis. From this summit, USADA and the other participants published a declaration urging reforms that will help facilitate greater transparency and eliminate conflicts of interest in anti-doping.

USADA also testified before a Congressional Committee during a hearing on how the United States can legally penalize fraud committed through doping and other corruption in sport. The hearing namely focused on the Rodchenkov Anti-Doping Act, legislation that seeks to protect whistleblowers and implement criminal penalties against states and organizations that facilitate doping internationally. USADA testified alongside U.S. Olympian Katie Uhlaender and whistleblower and Russian Olympian Yuliya Stepanova.

Just as important to advocating for accountability and excellence on an international scale are USADA's efforts to uphold anti-doping excellence nationally through effective and efficient education, science, testing, athlete support, and results management initiatives.

In 2018, USADA's anti-doping prevention efforts included 144 in-person education sessions and the launch of the Athlete Presenter Program to ensure that athletes receive education from people who are relevant to them, meaning their fellow athletes. USADA reached more than 25,000

athletes and support personnel through e-learning, presentations, booths, webinars, and materials in 2018, while also supporting anti-doping education excellence globally by co-hosting the World Anti-Doping Agency Global Education Conference in Beijing, China.

USADA's commitment to deterrence was matched by our detection initiatives, including our strategic testing program, robust investigation efforts, and thorough results management process. In 2018, USADA completed more than 6,500 tests for Olympic, Paralympic, Pan American, and Parapan American athletes, in addition to developing a revised testing pool structure to further maximize testing resources for 2019. USADA's Play Clean Tip Line also received more than 700 tips, and 136 of the tips from whistleblowers led to target testing (USADA and UFC), with approximately 10 percent of the target tests resulting in an adjudication process. As the result of all of these efforts, USADA announced 66 sanctions (USADA) in 2018.

All of these efforts are supported by anti-doping science, whether we're answering thousands of drug reference inquiries from athletes and support personnel or supporting anti-doping research through the Partnership for Clean Competition. With TAP™ by Seventh Sense Biosystems, Inc., USADA is using the world's first push-button blood collection device to collect blood samples more quickly and easily, while facilitating an alternative analysis method and a more comfortable experience for athletes. Our science-driven initiatives and innovation projects continually advance our ability to detect those who seek an unfair advantage in sport as they try to find more sophisticated ways to cheat clean athletes out of the moments they've earned.

Our expertise and commitment to innovation have also allowed USADA to implement customized anti-doping programs for other sport organizations, including UFC®. USADA completed nearly 3,000 tests around the world and announced 26 sanctions of UFC athletes in the third year of the UFC Anti-Doping Program. The importance of this program for both the athletes and the UFC promotion were reinforced with the UFC's renewal of its commitment to have USADA independently administer the global program.

Over the course of the year, USADA also worked with another 85 clients to provide education, testing, and results management for major events and professional sports, such as professional boxing bouts and the Chicago, Boston, and New York City Marathons.

While advancing athletes' rights and clean sport nationally and internationally will always be essential to our efforts, USADA continues to recognize the importance of creating a culture of clean sport that prioritizes the meaning of sport, rather than just winning. By championing values like sportsmanship, respect, and accountability in youth sports, USADA's TrueSport program is working to create young leaders who go on to make ethical, healthy, and safe choices in sport and in their communities. TrueSport's evidence-based resources and interactive programs for athletes, coaches, and parents around the country are helping change the culture of youth sports and concurrently building a culture of clean sport.

The pursuit of clean sport isn't easy for anyone involved, but safe and fair sport is a cause that athletes around the world and USADA know is worth fighting and sacrificing to achieve. To ensure athletes' sacrifices matter, we remain committed to serving them through our mission: preserve the integrity of competition, inspire true sport, and protect the rights of athletes. We will continue to work with athletes and for athletes to make clean and fair sport a global reality.

Edwin C. Moses
Chair, Board of Directors

Travis T. Tygart
Chief Executive Officer

Board of Directors

The USADA Board of Directors is comprised of experienced individuals who share the ideals and principles behind USADA's vision, mission, and core values. The Board of Directors advise and support the staff in executing the work of the organization through its balanced and diverse perspectives. For more information on the USADA Board of Directors, please visit www.USADA.org/board-of-directors.

BOARD MEMBERS



Edwin C. Moses
ScD hc
Chair



Richard V. Clark
MD, PhD, FACP
Vice Chair



Marcia Lee Taylor
Secretary



Philip Dunn
Treasurer



Jim Kooler
DrPH



Edward J. Merrens
MD



David Plummer
(as of 10/2018)



Tobie Smith
MD, MPH, MEd,
FAAFP



Ken Wright
DA, AT Ret

Leadership and Senior Staff

Based in Colorado Springs, Colorado, USADA's leadership and staff is responsible for managing and coordinating comprehensive and independent anti-doping programs for the Olympic and Paralympic movements, as well as the UFC. USADA's key initiatives include:

- Anti-doping education and resources
- Science, research, and technology projects
- Testing programs
- Results management and adjudication

USADA's dedicated and talented staff is comprised of more than 100 home office staff members and field-based Doping Control Officers who work together as a team to realize the organization's mission to: PRESERVE the integrity of competition, INSPIRE true sport, and PROTECT the rights of athletes.

LEADERSHIP



Travis T. Tygart
Chief Executive Officer



Sandra Briggs, CPA
Chief Financial Officer



Matthew Fedoruk, PhD
Chief Science Officer



William Bock, III
General Counsel

SENIOR STAFF



Gabriel Baida
UFC Operations
Director



Jeff Cook
Results Management
and Investigations
Senior Director



Skip Gilbert
Managing Director
Operations, Marketing,
and Development



Jennifer Royer, PhD
TrueSport and Olympic
Education Director



Adam Woullard
Director of
Communications

*Board and staff members include those with USADA at time of publication.

By the

NUMBERS

25,910

TOTAL ATHLETES AND STAKEHOLDERS REACHED THROUGH E-LEARNING, PRESENTATIONS, BOOTHS, WEBINARS, AND MATERIALS

2,046 coaches educated through Coach's Advantage e-learning

TrueSport formed **26** new partnerships with **National Governing Bodies (NGBs)** and **youth sports organizations (YSOs)**

Hosted **21** summer camp sessions to bring TrueSport programming to youth



TrueSport®

USADA collected **70** DBS tests for UFC athletes in 2018.



HIGH RISK LIST 2018

- USADA **added 154 products** to the HRL in 2018.

OLYMPIC, PARALYMPIC, PAN AMERICAN AND PARAPAN AMERICAN ATHLETES

- Number of tests completed: **6,607**

GLOBAL SERVICE TESTING OVERVIEW IN NUMBERS

- Number of tests completed: **2,767**
- Number of Clients: **85**
- Number of Education Events: **13**
- Number of Education Phone Calls: **14**

DETECTION AND DETERRENCE

- Number of USADA Sanctions Announced in 2018: **66***

*Seven prior sanctions were updated in 2018

DRUG REFERENCE LINE – ANSWERING QUESTIONS FROM ATHLETES AND SUPPORT PERSONNEL

2,094

DRUG REFERENCE INQUIRIES received by **phone**

900+

DRUG REFERENCE INQUIRIES received by **email**

2018 UFC HIGHLIGHTS

- 2,888** tests completed around the world.
 - 99%** Whereabouts Compliance for Q1 – Q4.
 - 26** Sanctions Announced
- *One prior sanction was updated in 2018



2018

ADVOCACY

USADA is committed to advocating for clean sport and clean athletes on a global scale. We unite with stakeholders from around the world, including athletes, governments, and national anti-doping organizations (NADOs), to encourage change in the anti-doping movement so that every athlete is confident they are stepping onto a level playing field and every spectator is confident they are witnessing authentic sport achievements.

CONGRESSIONAL TESTIMONY - THE STATE OF PLAY: GLOBALIZED CORRUPTION, STATE-RUN DOPING, AND INTERNATIONAL SPORT

ON JULY 25, 2018, USADA CEO Travis T. Tygart testified on the global impact of doping before the Commission on Security and Cooperation in Europe, a U.S. Congressional Committee also known as the "Helsinki Commission." Recognizing that doping devalues sport, robs athletes and sponsors, and contributes to global corruption, the hearing addressed how the U.S. can legally penalize doping and corruption in sport, as it does with other instances of international crime. The Rodchenkov Anti-Doping Act, bipartisan legislation introduced by Commissioners Rep. Sheila Jackson Lee (TX-18) and Rep. Michael Burgess, M.D. (TX-26), seeks to implement criminal penalties for doping at major international competitions and protect whistleblowers.

Tygart testified alongside U.S. Olympian Katie Uhlaender, who spoke to the personal impact of doping and how dopers influence clean athletes' careers. The hearing also included testimony from Yuliya Stepanova, a Russian Olympian and



whistleblower who helped uncover Russia's expansive and methodical state-run doping scheme. Dagmar Freitag, Chairwoman of Sports Committee of the German Bundestag, also discussed Germany's successful efforts to criminalize doping.



#MYMOMENT FOR THE 2018 OLYMPIC WINTER GAMES

Leading up to the 2018 Olympic Winter Games in PyeongChang, South Korea, Olympians and Paralympians from around the world united behind #MyMoment to highlight the irreplaceable moments clean athletes have lost to doping and to defend the moments they could earn if they have access to a level playing field. Athletes and NADOs from Austria, Canada, Germany, Japan, South Korea, the United Kingdom, and the United States partnered on the global social media campaign featuring multi-

national, multi-lingual videos and other content capturing why clean sport matters to athletes.



NADO LEADERS ADVANCE ANTI-DOPING STANDARDS

Leaders from more than 15 NADOs united for another year of advocacy on behalf of global anti-doping reform and excellence. On January 17, 2018, leaders gathered in Bonn, Germany to discuss urgent issues in the lead up to the Olympic Winter Games in PyeongChang. The leaders particularly condemned the lack of transparency around the criteria established to allow Russian athletes to compete independently at the Games and urged the release of robust criteria, as well as the names of the qualified Russian athletes and their individual testing histories.

On June 13, 2018, the NADO leaders again met, resulting in a call for no compromise on the World Anti-Doping Agency (WADA) Roadmap to Code Compliance and the elimination of conflicts of interest in sport. Following the WADA Compliance Review Committee's recommendation to reinstate the Russian Anti-Doping Agency, the group also

issued a statement urging WADA to postpone Russian reinstatement until all of the conditions of the WADA Roadmap had been met.



After meeting on October 29, 2018, in France, the NADO leaders voiced support for athletes

uniting to call for meaningful reform of WADA governance. The group reaffirmed their commitment to the Copenhagen Reform Proposals, a series of reforms brought forth in August 2016 that focus on independence, transparency, and best governance practices in the wake of the findings of the McLaren Report, while also calling on the international sport community to bolster anti-doping efforts and restore athletes' faith in fair competition around the globe.

EMERGENCY WHITE HOUSE SUMMIT - OCTOBER 31, 2018

USADA joined athletes, NADOs, and sports ministers from a number of countries at an emergency summit at the White House to explore how the global anti-doping movement has failed clean athletes and why anti-doping efforts are in

crisis. From this summit, USADA and the other participants published a declaration urging reforms that will help facilitate greater transparency and eliminate conflicts of interest in anti-doping.



JESSIE DIGGINS
2X OLYMPIAN, CROSS-COUNTRY SKIING

You might crash, you might fall,
someone else might just be better,
and that's okay... but it's not okay
to cheat to win.

Education

INITIATIVES

RECOGNIZING that education is key to prevention and the first line of defense for clean sport, USADA provides education to thousands of athletes, coaches, trainers, medical staff, and other athlete support personnel each year. Through in-person and online education, as well as a multitude of other resources, USADA helps ensure that athletes and support personnel have the tools they need to navigate the anti-doping program and understand the role they play in keeping sport clean.

25,910

TOTAL ATHLETES AND STAKEHOLDERS REACHED THROUGH E-LEARNING, PRESENTATIONS, BOOTHS, WEBINARS, AND MATERIALS

IN-PERSON EDUCATION

144 Presentations Completed
 Compared to **120** in 2017 and **100** in 2016



6,113 ATHLETES EDUCATED FACE-TO-FACE

3 NEW OLYMPIC SPORTS EDUCATED
 [CLIMBING, SKATEBOARDING, BASEBALL]

Keeping

SPORT CLEAN



EDUCATION BOOTHS

- Operated **23** education booths, reaching **3,445** athletes and athlete support personnel.
- Hosted new athlete orientations and dining hall chats at all Olympic Training Centers.



DIGITAL EDUCATION

- 8,489** athletes educated through Athlete's Advantage® e-learning – Created new Returning Athlete Tutorial
- 2,046** coaches educated through Coach's Advantage® e-learning
- 8** webinars reaching **210** people



EDUCATION AT EVENTS

● **2018 Olympic Winter Games**

- USADA staff provided education to every Olympic and Paralympic athlete attending the 2018 Olympic Winter Games during Team Processing and provided support to WADA's outreach team during the Olympics in PyeongChang.



- **USA Swimming and USA Track & Field annual meetings**
- **Fédération Equestre Internationale World Championships**
- **Rocky Mountain Athletics Annual Conference**
- **International Skating Union Junior Championships**

EDUCATION STRATEGY

WORLD ANTI-DOPING AGENCY GLOBAL EDUCATION CONFERENCE


USADA partnered with the China Anti-Doping Agency to host the World Anti-Doping Agency (WADA) Global Education Conference in Beijing, China. The conference united anti-doping organizations worldwide in a collaborative effort to elevate anti-doping education, while also highlighting the need for greater athlete involvement to ensure that the system represents those it's designed to serve. With global anti-doping organizations gathered together, the conference

facilitated productive revisions to the draft document that will help establish a baseline for anti-doping education that all WADA Code signatories will eventually be expected to uphold. During the conference, attendees also focused on how anti-doping organizations with varying levels of resources can work together to build and grow effective anti-doping education programs, in part by sharing resources and solutions.



NGB STRATEGIC PLANNING SESSION

USADA's Education Team hosted a strategic planning session on anti-doping education with USA National Governing Bodies, including Swimming, Cycling, Weightlifting, Track & Field, and Triathlon. The collaboration facilitates resource sharing, combined initiatives, and improved processes that benefit athletes and the anti-doping movement. Through ongoing communication with these groups, USADA can also develop better solutions faster and more efficiently utilize resources.





MICHAEL PHELPS
5X OLYMPIAN, SWIMMING

I think goals should never be easy. They should force you to work, even if they are uncomfortable at the time.



TRUESPORT


TRUESPORT is a grassroots movement dedicated to promoting a positive youth sport experience that helps young athletes build the life skills and core values for success...on and off the field. In its outreach, TrueSport focuses on three actionable cornerstones: clean and healthy performance, sportsmanship, and character building and life skills.

TRUESPORT ACHIEVEMENTS BY THE NUMBERS

- Interacted with more than **6,000** youth athletes in person
- Formed **26** new partnerships with **National Governing Bodies (NGBs)** and **Youth Sports Organizations (YSOs)**
- Hosted **21** summer camp sessions to bring TrueSport programming to youth athletes
- Secured **28** new school partners, meaning that TrueSport content is now shared in **13** states and **Quebec, Canada**
- Brought **6** TrueSport Ambassadors to young athletes at events

RESOURCES

- Developed the first **TrueSport Supplement Guide** as a resource for athletes, parents, and coaches on how to navigate the supplement industry and minimize supplement risks.



- Launched **Power of Partnership content package**, which includes expert-driven articles, social media graphics, and handouts for partners.
- Created **True Talks** for partners' print publications.
- Completed a **partner survey** to inform content strategy.
- TrueSport resources are now featured on **HowToCoachKids.org** and the mobile app, supporting efforts to increase the quality and quantity of volunteer youth coaches alongside the USOC, Nike, and Project Play.

TRUESPORT FOR THE COMMUNITY

In conjunction with an annual event for A's & Aces, TrueSport organized a donation drive at the USADA office, through which staff could donate new or

gently used clothing, tennis racquets, tennis balls, and trophies. All donations benefited the Return and Serve Campaign.

Ambassadors IN ACTION



TrueSport Ambassador Kara Winger joined the fourth annual A's & Aces event in New Orleans.

22 NEW NGB PARTNERS

- USA Archery
- USA Baseball
- USA Basketball
- USA Bobsled & Skeleton
- USA Boxing
- USA Cycling
- USA Diving
- USA Fencing
- US Figure Skating
- USA Judo
- USA Rugby
- US Sailing
- USA Shooting
- USA Softball
- US Speedskating
- USA Team Handball
- USA Track & Field
- USA Triathlon
- USA Ultimate
- USA Water Polo
- USA Weightlifting
- USA Wrestling

14 CAMP AND EVENT PARTNERS

- Colorado College Volleyball Camps
- Landsharks Running Club Summer Camps
- UNC Sport Camps (4 sports)
- Air Force Academy Sport Camps (3 sports)
- LXTC Summer Camps
- TrueFood Community Event
- AIES Reading Olympics
- USADA DCO Conference
- UCCS What If? Festival
- Landsharks Celebration Run
- A's & Aces TrueSport Day
- USOC ADM & Youth Sport Symposium
- SIMLA TrueSport Day
- The First Tee: Girls Bring A Friend Night

4 NEW YSO PARTNERS

- The First Tee Pikes Peak
- M&M Gymnastics and Dance
- Learn to Skate USA
- How to Coach Kids App



At the end
of the day,
success
isn't
everything.
It's about
being able
to say you
did it the
right way.



• NICOLE HENSLEY
OLYMPIAN, WOMEN'S ICE HOCKEY

Science and

SUBSTANCES

SCIENCE plays a crucial role in the fight for clean competition and USADA's expert scientists are leaders in the global anti-doping community. By providing resources and advancing anti-doping science, USADA's Science Team has an especially significant impact on athletes' ability to make informed choices about substances and methods, as well as efforts to detect and deter the use of performance-enhancing drugs in sport.

SCIENCE SERVING SPORT

USADA is committed to providing athletes and support personnel with the resources and information they need to uphold clean sport, which means providing the most convenient and accurate information on substances and methods through various channels, including a Drug Reference Line®

direct to USADA staff, Global Drug Reference Online (Global DRO®), and Supplement 411®. USADA also implements cutting-edge programs to better detect and deter doping, such as the Athlete Biological Passport (ABP).

ATHLETE BIOLOGICAL PASSPORT (ABP)

The ABP program monitors selected biological parameters over time that may indirectly reveal effects of doping on the body, which allows anti-doping organizations to generate individual, longitudinal profiles for each athlete and to look for any fluctuations that may indicate the use

of performance-enhancing drugs or methods. This data can also be used to conduct targeted, conventional anti-doping tests on athletes with abnormal profiles, as well as provide corroborating evidence of doping during an anti-doping rule violation case.

SUPPLEMENT 411

Supplement 411 is an online resource that USADA maintains to help athletes and consumers identify and reduce the risks associated with dietary supplements. Through Supplement 411, USADA provides a wide range of information and tools, including a Red Flag Checklist and the Supplement High Risk List (HRL). USADA also maintains an HRL for the Department of Defense's Operation Supplement Safety.



DRUG REFERENCE LINE – ANSWERING QUESTIONS FROM ATHLETES AND SUPPORT PERSONNEL

2,094

DRUG REFERENCE INQUIRIES received by **phone**

900+

DRUG REFERENCE INQUIRIES received by **email**

GLOBAL DRO

Global DRO helps athletes and support personnel identify the prohibited status of medications and ingredients from six countries. The platform saw **1,614,158** searches in 2018, a **10 percent increase** compared to 2017.



TOP 10 INGREDIENT SEARCHES IN THE U.S.

- Cannabis/Marijuana **2,499**
- Cannabidiol **1,290**
- Caffeine **1,126**
- Prednisone **882**
- Albuterol/Salbutamol **865**
- Phenylephrine **761**
- Acetaminophen **505**
- Cortisone **452**
- Dextromethorphan **426**
- Pseudoephedrine **419**

HIGH RISK LIST 2018

- USADA **added 154 products** to the HRL in 2018.
 - Products are added to the HRL if they advertise, or if testing reveals they contain substances prohibited in sport.
 - 82 supplement products contained or claimed to contain Selective Androgen Receptor Modulators (SARMs).
 - 24 supplements tested for or listed higenamine on the Supplement Facts panel.
- At the end of 2018, there were **525 products** on the HRL.
- **238 companies** have supplement products on the HRL.

HIGH RISK LIST BREAKDOWN

Substance Class	Number of Products on the HRL
Anabolic Agents	260
Diuretics	1
Hormone and Metabolic Modulators	42
Peptide Hormones and Growth Factors	22
Stimulants	200
TOTAL	525

2018 SUPPLEMENT HIGHLIGHTS

- Conducted **ongoing testing** of dietary supplements suspected to contain performance-enhancing drugs.
- Collaborated with the dietary supplement trade associations to draft the **SARMs Control Act** (S. 2742) to amend the Controlled Substances Act to more effectively regulate SARMs.

ADVANCING ANTI-DOPING SCIENCE

SCIENCE SYMPOSIUM – CHICAGO, ILLINOIS, SEPTEMBER-OCTOBER 2018

USADA hosted the 17th Annual USADA Symposium on Anti-Doping Science from September 28-October 1 in Chicago, Illinois. For the 2018 program, 90 attendees from 33 countries participated.

During the Symposium, invited experts discussed highly relevant challenges in anti-doping science within the theme “Biomarker Discovery & Application to Doping Detection & Deterrence.” The Symposium explored how traditional direct doping

detection compares to efforts to discover, verify, validate and adopt sensitive and specific indirect biomarkers to facilitate effective target testing and detection.



THE 3RD ANNUAL LARRY D. BOWERS EXCELLENCE IN ANTI-DOPING SCIENCE AWARD

In recognition of the vital role anti-doping scientists play in the fight for clean sport, USADA proudly awarded the 3rd Annual Larry D. Bowers Award for Excellence in Anti-Doping Science to Dr. Matthias Kamber in honor of the critical role he has played advancing scientific excellence in the fight for clean sport as a chemist and anti-doping scientist. Dr. Kamber is the former director of Anti-Doping Switzerland (ADCH).



Dr. Matthew Fedoruk, Dr. Matthias Kamber, Dr. Larry Bowers (left to right)

PARTNERSHIP FOR CLEAN COMPETITION

Partly funded by USADA, the Partnership for Clean Competition (PCC) is a nonprofit organization working to protect the integrity of sport and public health by supporting high-quality anti-doping research and practical developments. Some of the PCC's accomplishments in 2018 include:



- Funded 31 Projects (includes Translational Research Fund and Micro-Grants)
- Provided \$3,786,038 in Funding
- Submitted 44 Proposals (not including Translational Research Fund or Micro-Grants)
- Oversaw 50+ Ongoing Projects
- Supported 17+ Publications and Presentations
- Awarded 4 Fellows
- Maintained IGF-1, Oral Fluids, Performance Hematology Working Groups

SCIENCE AT USADA

PUBLICATION CONTRIBUTIONS

- Hopker J, Schumacher YO, Fedoruk M, Mørkeberg J, Bermon S, Iljukov S, Aikin R, Sottas PE. *Athlete Performance Monitoring in Anti-Doping*. *Front Physiol*. 2018 Mar 23;9:232.
- González JM, Johnson FR, Fedoruk M, Posner J, Bowers L. *Trading Health Risks for Glory: A Reformulation of the Goldman Dilemma*. *Sports Med*. 2018 Aug;48(8):1963-1969.
- Fedoruk M & Teoh CS. *Unique Anti-Doping and Therapeutic Use Exemption Considerations for the Paralympic Athlete*. *Aspetar Sports Medicine Journal*. 2018 Dec; 7:180-185.
- Clark RV, Wald JA, Swerdloff RS, Wang C, Wu FCW, Bowers LD, Matsumoto AM. *Large divergence in testosterone concentrations between men and women: Frame of reference for elite athletes in sex-specific competition in sports, a narrative review*. *Clin Endocrinol (Oxf)*. 2019 Jan;90(1):15-22. Epub 2018 Sep 27.

SELECTED PRESENTATIONS

- *Hidden in Plain Sight: Clean Sport Education in the Olympic & Paralympic Family*: Presented by Dr. Fedoruk during Joint Commission on Sports & Medicine and Science (JCSMS) Annual Meeting at Port St. Lucie, Fla.
- *International Updates on Anti-Doping and TUE Management in Paralympic Sport*: Presented by Dr. Fedoruk during 2018 Paralympic Games in PyeongChang, Korea.
- *Dietary Supplements: Navigating Safety & Fairness for Athletes*: Presented by Dr. Fedoruk during 8th Annual ADLQ Annual Symposium on “Dietary Supplements: Strength, Weaknesses, Opportunities & Threats” in Doha, Qatar.
- *Sport Nutrition Panel*: Presented by Dr. Amy Eichner during the Natural Products Association in Las Vegas, Nev.
- *Forensic Approach to Anti-Doping*: Presented by Dr. Adam Beharry to the Medical Case Studies Class at the University of Maryland, Baltimore County.
- *Collaboration in the ABP - Practical Elements and Lessons Learned*: Panel discussion moderated by Dr. Fedoruk during WADA Athlete Biological Passport Symposium in Rome, Italy.
- *Dried Blood Sport Testing and Potential for the ABP*: Presented by Dr. Fedoruk during WADA Athlete Biological Passport Symposium in Rome, Italy.

EXPERT COMMITTEE PARTICIPATION

- *Pre-Games Anti-Doping Task Force*: Provided expert input to help optimize athlete testing plans and recommend targeted tests ahead of the 2018 Winter Olympic and Paralympic Games.
- *WADA Hematological ABP Expert Group Meeting*: The WADA ABP Expert Group meets annually to review and discuss relevant advancements in the ABP models, as well as propose revising the guidelines, technical documents, and best practices.
- *WADA Technical Document for Sport Specific Analysis (TDSSA) Expert Group Meeting*: Dr. Fedoruk was appointed Chair of the TDSSA Expert Group.
- *International Paralympic Committee Anti-Doping Meeting*: Dr. Fedoruk appointed to another four-year term.
- *WADA Endocrine Module of the Athlete Biological Passport Working Group*: Helped outline a strategy for the implementation of the Endocrine Module of the ABP.
- *USADA-Department of Defense (DoD) Grant Program*: Dr. Eichner worked with Department of Defense Joint Food and Dietary Supplement Subcommittee at the Uniformed Services University.
- *Faculty Appointment at Uniformed Services University*: Dr. Eichner received credentials to complete work with Department of Defense.

Some of the PCC's key initiatives in 2018 included:

BREATH AND ORAL FLUIDS TRIAL

PCC-supported research into breath technology began in 2016 to determine if Sensabues Exhaled Breath technology, currently in use by Swedish law enforcement to detect drugs of abuse, could be applied in an anti-doping setting. In late 2018, PCC conducted field trials of exhaled breath testing and oral fluid technology for in-competition sample collection, which involved more than 500 athletes.

FELLOWSHIP EXPANSION

In 2018, the PCC re-envisioned its Fellowship Program to better suit the needs of contemporary researchers. The program was expanded by first removing the requirement for PCC Fellowships to take place over two years in a WADA-Accredited laboratory, given that it's not always practical to leave a researcher's host institution. Similarly, the PCC added the “Research Track Fellowship,” which allows PCC Fellows to carry out research at the institution of their choice, under the mentor of their choice.

THERAPEUTIC USE EXEMPTIONS

USADA recognizes that athletes, like all people, may have conditions or illnesses that require them to take a particular medication or undergo medical procedures. If the procedure or the substance or method prescribed to treat that medical condition is prohibited by the World Anti-Doping Agency (WADA), athletes can apply for a Therapeutic Use Exemption (TUE), and if granted, obtain permission to use a prohibited substance or method in sport for a specified time period.

All TUEs are evaluated according to the WADA International Standard for TUEs and subject to mandatory WADA monitoring for compliance.



TUE BREAKDOWN

In 2018, USADA received **658 TUE applications for 865 substances and/or methods**. An application may cover multiple substances, or substances in conjunction with a method, and if so, different

independent TUE Committee physicians review the elements of the application related to their area of expertise to approve or deny the use of each substance and/or method.

TUE BREAKDOWN

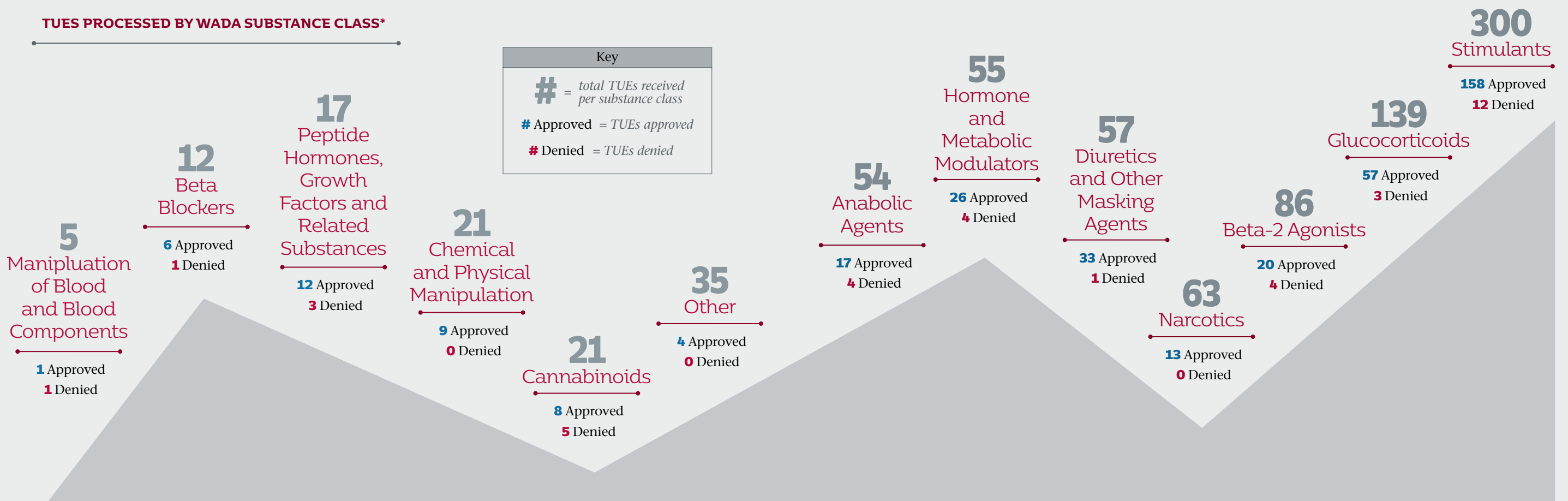
Athlete Classification	# of Substances on TUE Applications	Approved	Denied	In Process	TUE Not Needed	Incomplete	Withdrawn
National and International Testing Pools	180	86	10	2	68	11	3
Non-National Level	674	275	23	13	246	107	10
UFC	11	3	6	0	1	1	0
Totals	865	364	39	15	315	119	13

TUE PRE-CHECK FORM

In February 2018, USADA launched the TUE Pre-Check feature, allowing athletes and support personnel to determine the need for a TUE before submitting a full TUE application. This new feature saves athletes and support personnel time and effort,

while also helping USADA better utilize its resources. USADA received 812 TUE Pre-Check forms over an 11-month period, which led the number of TUE applications to plateau in 2018 instead of rising year-over-year in the trend of past years.

TUES PROCESSED BY WADA SUBSTANCE CLASS*



* Chart does not include Processing, Not Needed, Incomplete, and Withdrawn TUEs



TYLER CARTER
2X PARALYMPIAN, PARA ALPINE SKIING

You can't control the cards you have, but you can control what you do with those cards.

Athlete

VOICES

UNDERSTANDING and elevating athletes' perspectives is critical to the future success of the anti-doping movement, both in the United States and around the world. As such, USADA is connecting with athletes to explore their thoughts and share their insights on anti-doping and the integrity of sport. Here are some of the stories we shared in 2018.

LOWELL BAILEY: NEXT STEPS IN CLEAN SPORT

Bailey, a four-time Olympian and 2017 International Biathlon Union World Champion shared his experiences in sport and what he thinks are the next steps in the fight for clean sport.

“I think it's still important to **MAKE YOUR VOICE HEARD** as an athlete, and the more athletes that speak up, the better chance we have of **effecting change.**”



Photo by Erica Bailey

JESSIE DIGGINS: BUILDING A CULTURE OF CLEAN SPORT

Since the beginning, Diggins has defined integrity as always doing the right thing, even when no one else is watching. It's a lesson she's lived by without compromise while chasing her Olympic dreams in cross-country skiing. That dedication led her to win a historic gold medal in the team sprint at the 2018 Olympic Winter Games. It was the first gold medal the U.S. has ever won in the sport.



“Whatever sport you're in, talk about **COMPETING THE RIGHT WAY.** It's not all about winning. It's about giving it your very best effort, because you can't control if you win. You might crash, you might fall, someone else might just be better, and that's okay...but **it's not okay to cheat to win.** At the end of the day, you want to leave sport being proud of what you did.”

DAVID PLUMMER: PUSHING FOR GLOBAL STANDARDS IN SPORT

A long-time athlete, coach, and current USADA Board member, Olympian David Plummer reflected on his experiences with anti-doping and the importance of a global push for clean sport.



“The Olympics **DOESN'T HAPPEN WITHOUT ATHLETES,** and I think that as much as it's important for athletes to have a voice in this, it's also really important that the people who are in charge are **protecting the athletes** to the best of their ability.”



STEPHEN GARBETT: INJURY, RECOVERY, AND ANTI-DOPING RULES

Team USA skeleton athlete Stephen Garbett sat down with USADA to share his experiences with injury and recovery in sport, all while navigating his anti-doping responsibilities.

“Obviously, as an athlete, you want to get **BACK ON THE PLAYING FIELD** as fast as possible, but you need to do it in a healthy manner, and the rules and guidelines set up make sure that the athletes are doing it **in a healthy manner.**”

KARA WINGER: ANTI-DOPING RIGHTS AND RESPONSIBILITIES

Three-time Olympian Kara Winger shares her experience with testing and explains why athletes should know and employ their rights and responsibilities.

“You don't **BECOME AN OLYMPIC ATHLETE** and just want to be okay, or in the middle, or see people who have cheated get the glory that you worked so hard for. I wouldn't participate in sport if I thought that it was **massively unfair** from an anti-doping standpoint.”



Photo by John Barnhart



ALLYSON FELIX
4X OLYMPIAN, TRACK & FIELD

When your mind says 'give up,'
hope whispers 'one more try.'

TESTING

and DCO Operations

TESTING is an integral part of USADA's ability to detect doping and hold accountable those who violate anti-doping rules. Both in-competition (IC) and no-notice, out-of-competition (OOC) testing are part of an effective anti-doping program that protects clean athletes' rights and a level playing field.

OLYMPIC, PARALYMPIC, PAN AMERICAN, AND PARAPAN AMERICAN TESTING

In collaboration with USADA's Science and Results Management teams, the Testing and Athlete Resources team oversees and strategically allocates resources for in and out-of-competition testing for Olympic, Paralympic, Pan American, and Parapan American athletes.

OVERVIEW IN NUMBERS

- Number of tests completed: **6,607**
- Number of Whereabouts updates received: **205,751**

2018 OLYMPIC, PARALYMPIC, PAN AMERICAN, AND PARAPAN AMERICAN SPORT TESTING NUMBERS

Test Type	Urine Tests	Blood Tests	TOTAL
In-Competition Tests	2,180	165	2,345
Out-of-Competition Tests	3,669	593	4,262
TOTAL	5,849	758	6,607

2018 TESTING NUMBERS BY SPORT

SPORT	OOC	IC	TOTAL	SPORT	OOC	IC	TOTAL
Archery	9	8	17	Team Handball	22	12	34
Badminton	3	6	9	Tennis	61	0	61
Baseball	0	0	0	Track & Field	1,056	389	1,445
Basketball	35	0	35	Triathlon	92	92	184
Biathlon	27	32	59	Volleyball	83	8	91
Bobsled and Skeleton	65	50	115	Water Polo	30	0	30
Bowling	10	0	10	Water Skiing	9	0	9
Boxing	43	18	61	Weightlifting	347	442	789
Canoe and Kayak	8	0	8	Wrestling	84	69	153
Curling	15	12	27	Paralympic Alpine Skiing	23	0	23
Cycling	493	378	871	Paralympic Archery	9	0	9
Diving	15	12	27	Paralympic Basketball	31	0	31
Equestrian	2	4	6	Paralympic Bobsled and Skeleton	0	0	0
Fencing	3	0	3	Paralympic Boccia	0	0	0
Field Hockey	27	0	27	Paralympic Canoe	5	0	5
Figure Skating	33	30	63	Paralympic Curling	3	6	9
Golf	0	0	0	Paralympic Cycling	58	29	87
Gymnastics	132	36	168	Paralympic Equestrian	0	0	0
Ice Hockey	44	0	44	Paralympic Fencing	0	0	0
Judo	134	27	161	Paralympic Goalball	14	0	14
Karate	15	24	39	Paralympic Judo	15	12	27
Luge	18	4	22	Paralympic Nordic Skiing	9	0	9
Modern Pentathlon	5	15	20	Paralympic Powerlifting	5	0	5
Racquetball	9	12	21	Paralympic Rowing	8	9	17
Roller Sports	6	12	18	Paralympic Rugby	14	0	14
Rowing	94	37	131	Paralympic Sailing	0	0	0
Rugby	65	0	65	Paralympic Shooting	4	0	4
Sailing	7	0	7	Paralympic Sled Hockey	4	0	4
Shooting	29	36	65	Paralympic Snowboard	11	0	11
Skiing and Snowboarding	147	154	301	Paralympic Soccer	7	0	7
Soccer	41	0	41	Paralympic Swimming	35	22	57
Softball	9	0	9	Paralympic Table Tennis	2	0	2
Speedskating	115	56	171	Paralympic Taekwondo	0	0	0
Squash	7	0	7	Paralympic Tennis	15	0	15
Swimming	363	250	613	Paralympic Track and Field	106	2	108
Synchronized Swimming	9	12	21	Paralympic Triathlon	11	12	23
Table Tennis	8	0	8	Paralympic Volleyball	26	0	26
Taekwondo	18	16	34	TOTALS	4,262	2,345	6,607

WHEREABOUTS

Whereabouts information is critical to USADA's ability to conduct strategic no-notice, out-of-competition testing. Athletes in USADA's Registered Testing Pool (RTP) submit quarterly Whereabouts Filings and are responsible for providing updates to USADA when their schedule changes, whether it be documenting previously unplanned travel or adding a new training location. Athletes have a number of ways to communicate Whereabouts updates to USADA.

Type	# of Updates Submitted
Email	9,436
Text Message	4,064
Athlete Express iOS App	94,401
Athlete Android App	14,313
Athlete Express Website	83,537

2019 USADA TESTING POOL CHANGES

In 2018, USADA successfully finalized and communicated changes to its testing pool structure for 2019, moving from a single RTP to a two-pool structure that better utilizes testing resources, minimizes undue burden for athletes, and increases testing effectiveness. While the Whereabouts requirements remain the same for RTP athletes, the

athletes in USADA's new Clean Athlete Program (CAP) are subject to limited Whereabouts requirements that better align with their doping risk and type of testing. Both pools are subject to the same anti-doping education requirements, which includes an annual online education tutorial.

	Registered Testing Pool (RTP)	Clean Athlete Program (CAP)
Who is included?	International Federation-RTP athletes who meet USADA RTP criteria Limited to sports/disciplines/athletes with HIGH risk score	Includes all sports/disciplines covered by the United States Olympic Committee contract. Athletes selected based on defined criteria for each sport/discipline
Whereabouts	Required to file and update Whereabouts in compliance with the World Anti-Doping Code and International Standard for Testing and Investigations (ISTI)	Maintain basic contact information, including residence and training locations and competition information. No "daily" updating required. Only required to file twice per year
Education	Must complete annual Athlete's Advantage education tutorial (RTP edition)	Must complete annual Athlete's Advantage education tutorial
Testing	Subject to unannounced out-of-competition testing at any time and at any location	May be selected for testing based on in-competition v. out-of-competition risk, and training and competition schedules
Compliance	Subject to Whereabouts Failures in compliance with the Code and ISTI	Non-compliance may result in athlete being moved to RTP for a minimum of nine months

BIRTHDAY CARD

USADA sends happy birthday wishes to every RTP and CAP athlete.



NEW WHEREABOUTS FILING DEADLINES

USADA Registered Testing Pool (RTP)

Athletes included in the RTP must complete their Whereabouts filing online and submit it by the 15th of the month ahead of each quarter.

- Quarter 1 – December 15
- Quarter 2 – March 15
- Quarter 3 – June 15
- Quarter 4 – September 15

USADA Clean Athlete Program (CAP)

Athletes included in the CAP are subject to limited Whereabouts requirements and must file/update a Whereabouts summary twice per year.

- Quarter 1 & Quarter 2 – December 15
- Quarter 3 & Quarter 4 – June 15

NATIONAL AND WORLD RECORDS

In 2018, USADA saw a significant increase of national and world records broken by U.S. athletes and international athletes at events hosted in the U.S. To better assist athletes who break a record and require testing to ratify the record, USADA now has the Record Hotline that allows athletes,

athlete support personnel, and event organizers to contact USADA after-hours and on weekends to request testing.

USADA collected 31 samples in 2018 for national and world records.

GLOBAL SERVICE TESTING

USADA provides customized, gold-standard education and testing services to sport organizations and event organizers worldwide as more organizations recognize the long-term benefits

of deterring and detecting doping in their sports. National Anti-Doping Organizations, including U.K. Anti-Doping and the Canadian Center for Ethics in Sport, also use USADA to conduct testing in the U.S.

OVERVIEW IN NUMBERS

- Number of Tests Completed: **2,767**
- Number of Clients: **85**
- Number of Education Events: **13**
- Number of Education Phone Calls: **14**

2018 TESTING NUMBERS

Test Type	Urine Tests	Blood Tests	TOTAL
In-Competition Tests	1,234	39	1,273
Out-of-Competition Tests	814	680	1,494
TOTAL	2,048	719	2,767

KEY EVENTS WITH ANNUAL TESTING

- **Tour of California** (Cycling)
- **New York City Marathon** (Track & Field)
- **Chicago Marathon** (Track & Field)
- **Boston Marathon** (Track & Field)
- **World Jiu-Jitsu IBJJF Championship** (Brazilian Jiu-Jitsu)
- **Professional Boxing**



ANTI-DOPING PROGRAMS

New York Road Runners maintain a year-round Anti-Doping Program in partnership with USADA. In 2018, USADA provided education at **5** events and conducted testing at **18** events.

NOTEWORTHY EVENTS TESTED IN 2018

- **World Equestrian Games** (Equestrian)
- **World Indoor Rowing Championships** (Rowing)
- **World Ultimate Club Championships** (Ultimate Frisbee)
- **Red Bud Motocross Nationals** (Motocross)
- **Arnold USA Powerlifting Championships** (Powerlifting)
- **Professional Boxing events:**
 - Broner vs Vargas
 - Santa Cruz vs Mares II
 - Garcia vs Porter
 - Garcia vs Easter Jr.
 - Spence vs Ocampo
 - Lara vs Hurd
 - Spence vs Peterson

DCOs

DCO OPERATIONS

USADA employs more than 60 highly trained doping control officers (DCOs) across the country and the world who receive extensive training and evaluation

DCO TEAM

USADA maintains both domestic and international DCO programs to complete the testing required for its Olympic and Paralympic anti-doping operations, as well as its UFC and global service testing programs. The DCO Team started 2018 with 51 domestic DCOs and 11 international DCOs.

DCO/BCO PROGRAM

In 2018, USADA launched a new position that combines the roles of the DCO and the Blood Collection Officer (BCO). USADA certified 5 existing DCOs to become DCO/BCOs who successfully completed 77 out-of-competition tests where they collected both blood and urine. Benefits of the

DRIED BLOOD SPOT TESTING

In 2018, USADA transitioned its pilot dried blood spot (DBS) program into a full-fledged collection method for the UFC Anti-Doping Program. To support this new blood collection process, USADA successfully trained and certified all domestic

on all aspects of the sample collection process. DCOs are also a resource for athletes and help them properly complete all paperwork.

Over the year, 3 domestic and 2 international DCOs were certified.

The DCO team also completed:

- 120 tests in Europe
- 252 tests in Brazil
- 7 international events

program include:

- **Less intrusive** collection experience for athletes by reducing number of sample collection personnel present
- **Reduced average cost** per blood test
- **Increased efficiency** during test planning and collection

and international DCOs on DBS testing and the use of the associated TAP device, a cutting-edge blood collection device created by Seventh Sense Biosystems (7SBio). USADA conducted 70 DBS tests for UFC athletes in 2018.

USADA INTERNATIONAL DCO TRAINING PROGRAM

Committed to advancing excellence in anti-doping around the world, USADA provides DCO training worldwide:

- National Anti-Doping Commission (CONAD) DCO Training for **26 DCOs**
 - Provided training to DCOs working the Parapan American Games in **Lima, Peru** on how to conduct tests on para athletes, along with instructions on how to document the tests and what modifications can be made while

maintaining the integrity of the process.

- Provided education to 32 para athletes, coaches, and support personnel on their rights and responsibilities during the drug testing process.
- West Asia Regional Anti-Doping Organization (WARADO) DCO Training for **16 DCOs**
 - Provided a comprehensive two-day training and certification to experienced and new DCOs in the WARADO region in **Aman, Jordan**.



2018 DCO CONFERENCE

Hosted every other year, the USADA DCO Conference took place in **Colorado Springs, Colorado** from September 7-9, 2018. The conference, themed **ELEVATE**, highlighted

and honored the critical work that USADA DCOs do every day in the field, as well as their important role in supporting the innovation initiatives that ensure USADA remains the gold standard in anti-doping.

3 Athlete Guest Speakers:

- Noah Hoffman
- Jimmy Moody
- Greta Neimanas

8 International Guests:

- China Anti-Doping Agency
- Canadian Centre for Ethics in Sport
- Caribbean Regional Anti-Doping Organization
- Anti-Doping Denmark




Key Discussion Topics and Education Sessions:

- RTP Restructure and Attempt Protocol Changes
- Camp TrueSport
- Sharing the Athlete Experience: The Athlete Presenter Program
- DCOs' Role in Anti-Doping Intelligence
- Paperless Sample Collection Strategies
- SafeSport
- Day in the Life of Sports Medicine Research and Testing Laboratory (SMRTL) with Vinod Nair
- Innovation for Global Athlete Trust: InnoVero Sample Collection Equipment
- Bridging the Communication Gap with Ren Washington from Center for Creative Leadership

Event Highlights:

- Flying Too Close to the Sun: The Impact of Icarus on the Global Anti-Doping Landscape
 - Interview with Icarus documentary producer Bryan Fogel
- Olympic Training Center Experience
 - Staff and DCOs visited the Olympic Training Center in Colorado Springs
 - DCOs with 15+ years at USADA participated in a torch lighting



USADA staff, DCOs, athletes, and international guests gathered to discuss excellence in anti-doping.



STEPHEN GARBETT
TEAM USA, SKELETON

We all have setbacks, and the people that end up on top are the people that get back up the quickest and work the hardest.

INNOVATIVE

Technologies

USADA continues to pioneer innovative technologies to facilitate efficiency in anti-doping, both nationally and globally.

2018 ACHIEVEMENTS

- Developed and implemented an enhanced **TUE Pre-Check Form** for athletes to determine if they need a TUE before applying.
- Launched modifications to **Simon**, USADA's custom database and daily operations tool, to support the RTP/CAP pool changes.
- Assisted FBI in its indictment of **Fancy Bears**, the Russian hacking group that targeted personal athlete data. These cyber attacks illegally obtained information during the 2016 Olympic and Paralympic Games in Rio to try to smear innocent athletes' reputations and make it look like they did something wrong, when in fact they did everything right. USADA worked with authorities to ensure that those who attempt to violate the rights of clean athletes and corrupt the integrity of sport are held accountable for their actions.
- Improved **Athlete Declaration** reviews within Simon.



I would not want to do anything that would be disrespectful to another competitor. And I expect my competitors to have that same mindset.



GRETA NEIMANAS
2X PARALYMPIAN, TRACK CYCLING

RESULTS

Management

USADA is charged with handling the results management and adjudication process for athletes in Olympic, Paralympic, Pan American, and ParaPan American sport. This independence removes the inherent conflict of interest associated with sport organizations trying to both promote and police their sports. USADA's process affords a full and fair legal process to athletes and sport personnel.

DETECTION AND DETERRENCE

- **Number of USADA Sanctions Announced in 2018: 66***

BREAKDOWN OF USADA ADVERSE FINDINGS & OTHER DOPING VIOLATIONS INITIATED IN 2018

Potential Doping Violations in 2018	130
Number of Cases Referred to International Federations	5
Number of Cases Initiated in 2018 Resulting in a Sanction	29
Number of Cases Resulting in No Violation	70
Number of Cases Pending at End of 2018	26

*Seven prior sanctions were updated in 2018

BREAKDOWN OF POTENTIAL DOPING VIOLATIONS IN 2018 BY SUBSTANCE CATEGORY

Substance	# of Potential Violations
Anabolic Agents	28
Beta-2 Agonists	3
Beta Blockers	2
Cannabinoids	6
Chemical and Physical Manipulation	12
Diuretics and Other Masking Agents	22
Glucocorticoids	9
Hormone and Metabolic Modulators	4
Narcotics	1
Non-Analytical	4
Manipulation of Blood and Blood Components	2
Peptide Hormones, Growth Factors, and Related Substances	3
Stimulants	34

INTELLIGENCE

Under the World Anti-Doping Agency International Standard for Testing and Investigations, USADA and other Anti-Doping Organizations are required to have processes in place that facilitate the ability to gather intelligence from analytical and non-analytical information. Through its Play Clean Tip Center, USADA makes available a number of ways to report the abuse of performance-enhancing drugs

in sport, which can help protect clean athletes and promote clean competition.

Many of USADA's investigations stem from tips left on its Play Clean Tip Line. In addition to ensuring that tips can be submitted anonymously, USADA handles all tips in a secure and systematic manner to ensure their reliability, relevance, and accuracy.

BY THE NUMBERS (USADA AND UFC)

- **713** total tips
- **136** tips led to target testing
- **9.6%** of the target tests resulted in an adjudication process





ANTONIO RODRIGO
'MINOTAURO' NOGUEIRA
FORMER UFC FIGHTER

Hard work
should be
more than
enough for
an athlete
to achieve
their highest
performance.

UFC Anti-Doping Program

IN JULY of 2015, UFC® partnered with USADA to launch a UFC Anti-Doping Program, which became the first independently administered anti-doping program in professional sport. USADA is responsible for education initiatives, in and out-of-competition testing, and results management for this global program.

2018 HIGHLIGHTS

- After three years of the program, USADA and UFC reached an agreement on **a multi-year contract renewal** to continue the UFC Anti-Doping Program.
- **2,888** tests completed around the world.
- **99%** Whereabouts Compliance for Q1 – Q4.
- **26** Sanctions Announced

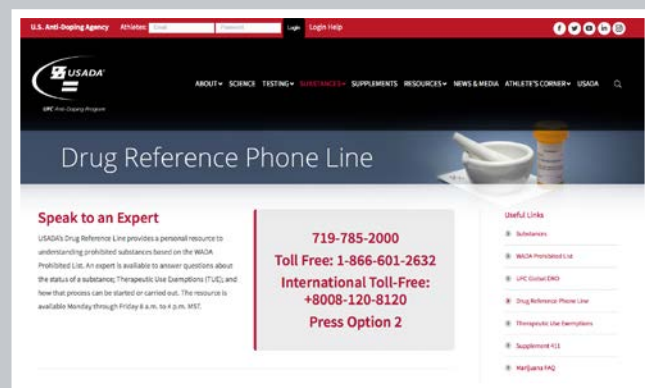
UFC EDUCATION

- **140** Educational phone calls for new athletes in 13 languages
- **2** Required Videos
- **4** Required Reads
- **4** Athlete Advisories
- **702** Athletes completed the Athlete's Advantage video tutorial



UFC DRUG REFERENCE

- **9,223** Substance and Method Declarations Reviewed
- **Top 5 Substances Searched on UFC Global DRO:**
 - Cannabis/ Marijuana
 - Ibuprofen
 - Cocaine
 - Diclofenac
 - Levothyroxine



UFC TESTING OVERVIEW IN NUMBERS

- **2,888** Tests Completed
- **5** Tests/Athlete on Average
- **43** Nationalities in the RTP
- **99%** Whereabouts Compliance for Q1 – Q4

2018 TESTING BREAKDOWN

Test Type	Urine Tests	Blood Tests	TOTAL
In-Competition Tests	279	43	322
Out-of-Competition Tests	2,148	418	2,566
TOTAL	2,427	461	2,888

THERAPEUTIC USE EXEMPTIONS

- **3** UFC TUEs Granted

UFC TUE BREAKDOWN

# of Substances on TUE Applications	Approved	Denied	In Process	TUE Not Needed	Incomplete	Withdrawn
11	3	6	0	1	1	0

*Note: One TUE application may cover the use of multiple substances.

UFC TUES GRANTED IN 2018 BY SUBSTANCE CLASS

- Beta-2 Agonists **(1)**
- Diuretics and Other Masking Agents **(1)**
- Glucocorticoids **(1)**

25X PROGRAM

USADA launched the 25x program to recognize athletes in UFC that have successfully reached the milestone of 25 consecutive clean tests under the UFC Anti-Doping Program. Some of the first athletes recognized through the program also spoke about the importance of clean sport in interviews shared on USADA's UFC-exclusive Twitter account (@USADA_UFC) created in 2018.



UFC RESULTS MANAGEMENT

As part of its mission to ensure that athletes have the opportunity to compete in a clean Octagon, USADA maintains a robust results management and adjudication program, which affords a full and fair legal process to athletes and support personnel.

- **26** UFC Sanctions Announced in 2018*

UFC ADVERSE FINDINGS & OTHER DOPING VIOLATIONS INITIATED IN 2018

Potential Doping Violations	40
Number of Cases Initiated in 2018 Resulting in a Sanction	5
Number of Cases Resulting in No Violation	16
Number of Cases Pending at End of 2018	19

*One prior sanction was updated in 2018



UFC POTENTIAL DOPING VIOLATIONS BREAKDOWN BY SUBSTANCE CATEGORY

Substance	# of Potential Violations
Anabolic Agents	18
Beta-2 Agonists	2
Beta Blockers	0
Cannabinoids	0
Chemical and Physical Manipulation	4
Diuretics and Other Masking Agents	10
Glucocorticoids	0
Hormone and Metabolic Modulators	3
Narcotics	0
Non-Analytical	1
Peptide Hormones, Growth Factors, and Related Substances	1
Stimulants	1

AUDIT REPORT

Board of Directors
 United States Anti-Doping Agency
 Colorado Springs, Colorado

REPORT ON THE FINANCIAL STATEMENTS

We have audited the accompanying financial statements of United States Anti-Doping Agency (the Agency), which comprise the statements of financial position as of December 31, 2018 and 2017, and the related statements of activities, functional expenses (2018 only) and cash flows for the years then ended, and the related notes to the financial statements.

Management’s Responsibility for the Financial Statements

Management is responsible for the preparation and fair presentation of these financial statements in accordance with accounting principles generally accepted in the United States of America; this includes the design, implementation and maintenance of internal controls relevant to the preparation and fair presentation of financial statements that are free from material misstatement, whether due to fraud or error.

Auditor’s Responsibility

Our responsibility is to express an opinion on these financial statements based on our audits. We conducted our audits in accordance with auditing standards generally accepted in the United States of America and the standards applicable to financial audits contained in *Government Auditing Standards*, issued by the Comptroller General of the United States. Those standards require that we plan and perform the audit to obtain reasonable assurance about whether the financial statements are free from material misstatement.

An audit involves performing procedures to obtain audit evidence about the amounts and disclosures in the financial statements. The procedures selected depend on the auditor’s judgment, including the assessment of the risks of material misstatement of the financial statements, whether due to fraud or error. In making those risk assessments, the auditor considers internal control relevant to the entity’s preparation and fair presentation of the financial statements in order to design audit procedures that are appropriate in the circumstances, but not for the purpose of expressing an opinion on the effectiveness of the entity’s internal control. Accordingly, we express no such opinion. An audit also includes evaluating the appropriateness of accounting policies used and the reasonableness of significant accounting estimates made by management, as well as evaluating the overall presentation of the financial statements.

We believe that the audit evidence we have obtained is sufficient and appropriate to provide a basis for our audit opinion.

Opinion

In our opinion, the financial statements referred to above present fairly, in all material respects, the financial position of United States Anti-Doping Agency as of December 31, 2018 and 2017, and the changes in its net assets and its cash flows for the years then ended in accordance with accounting principles generally accepted in the United States of America.

Emphasis of Matter

As discussed in Note 3 to the financial statements, in 2018, the Agency adopted ASU 2016-14, *Not-for-Profit Entities (Topic 958): Presentation of Financial Statements of Not-for-Profit Entities*.

Our opinion is not modified with respect to this matter.

Other Matters*Other information*

Our 2018 audit was conducted for the purpose of forming an opinion on the financial statements as a whole. The schedule of expenditures of federal awards required by Title 2 U.S. *Code of Federal Regulations* Part 200, *Uniform Administrative Requirements, Cost Principles, and Audit Requirements for Federal Awards*, as listed in the table of contents, is presented for purposes of additional analysis and is not a required part of the financial statements. Such information is the responsibility of management and was derived from and relates directly to the underlying accounting and other records used to prepare the financial statements. The information has been subjected to the auditing procedures applied in the audit of the financial statements and certain additional procedures, including comparing and reconciling such information directly to the underlying accounting and other records used to prepare the financial statements or to the financial statements themselves, and other additional procedures in accordance with auditing standards generally accepted in the United States of America. In our opinion, the information is fairly stated in all material respects in relation to the financial statements as a whole.

Other Reporting Required by Government Auditing Standards

In accordance with *Government Auditing Standards*, we have also issued our report dated April 10, 2019, on our consideration of the Agency's internal controls over financial reporting and on our tests of its compliance with certain provisions of laws, regulations, contracts and grant agreements and other matters. The purpose of that report is to describe the scope of our testing of internal controls over financial reporting and compliance and the results of that testing, and not to provide an opinion on the effectiveness of the Agency's internal controls over financial reporting or on compliance. That report is an integral part of an audit performed in accordance with *Government Auditing Standards* in considering the Agency's internal controls over financial reporting and compliance.



Colorado Springs, Colorado

April 10, 2019

STATEMENTS OF FINANCIAL POSITION

As of December 31, 2018 and 2017

Assets	2018	2017
Current Assets		
Cash and cash equivalents	\$ 6,430,960	\$ 5,715,823
Investments	1,603,127	1,732,844
Accounts receivable, net of allowance; 2018-\$13,183 and 2017-\$17,522	660,695	1,454,712
Supplies	307,290	279,520
Prepaid expenses and other	376,620	349,521
Total current assets	<u>9,378,692</u>	<u>9,532,420</u>
Noncurrent Assets		
Right-of-use assets	1,800,561	2,087,427
Property and equipment, net	96,278	112,079
Total noncurrent assets	<u>1,896,839</u>	<u>2,199,506</u>
Total assets	<u>\$11,275,531</u>	<u>\$11,731,926</u>
Liabilities and Net Assets		
Current Liabilities		
Accounts payable and other accrued liabilities	\$ 1,836,822	\$ 1,848,024
Deferred revenue	539,963	115,205
Current maturities of lease liabilities	289,515	229,572
Total current liabilities	<u>2,666,300</u>	<u>2,192,801</u>
Noncurrent Liabilities		
Lease liabilities, net of current portion	1,637,630	1,927,145
Total liabilities	<u>4,303,930</u>	<u>4,119,946</u>
Net Assets Without Donor Restrictions		
Undesignated	5,271,601	5,911,980
Board-designated	1,700,000	1,700,000
Total net assets without donor restrictions	<u>6,971,601</u>	<u>7,611,980</u>
Total liabilities and net assets	<u>\$11,275,531</u>	<u>\$11,731,926</u>

See Notes to Financial Statements

As of December 31, 2018 and 2017

	2018	2017
Revenues, Grants and Other Support		
Without Donor Restrictions		
ONDCP federal grant	\$ 9,500,000	\$ 9,500,000
United States Olympic Committee (USOC) contractual agreement	5,142,250	5,142,250
Revenue from testing and other services	6,764,733	6,787,136
Net Investment return (loss)	<u>(129,398)</u>	<u>195,647</u>
Total revenues, grants and other support without donor restrictions	<u>21,277,585</u>	<u>21,625,033</u>
Expenses		
Program expenses		
Testing services	12,087,841	11,316,354
Results management	3,347,451	2,187,460
Science, research and development and drug reference	2,870,792	2,645,213
Education and awareness	<u>2,441,800</u>	<u>3,146,069</u>
Total Program Expenses	20,747,884	19,295,096
General and administrative	<u>1,170,080</u>	<u>928,704</u>
Total expenses	<u>21,917,964</u>	<u>20,223,800</u>
Change in Net Assets Without Donor Restrictions	(640,379)	1,401,233
Net Assets Without Donor Restrictions, Beginning of Year	<u>7,611,980</u>	<u>6,210,747</u>
Net Assets Without Donor Restrictions, End of Year	<u>\$ 6,971,601</u>	<u>\$ 7,611,980</u>

See Notes to Financial Statements

Year Ended December 31, 2018

	Program Services				Support Services		Total Expenses
	Testing	Results Management	Science, Research and Development and Drug Reference	Education and Awareness	Total Program	General and Administrative	
Salaries and benefits	\$ 3,310,751	\$ 881,899	\$ 1,180,478	\$ 1,428,701	\$ 6,801,829	\$ 848,745	\$ 7,650,574
Sample collection and analysis	5,663,963	-	-	-	5,663,963	-	5,663,963
Professional services	323,561	2,124,415	1,223,499	651,829	4,323,304	66,628	4,389,932
Travel	1,378,341	36,912	50,135	83,136	1,548,574	32,400	1,580,974
Information technology	502,169	264,027	258,154	122,669	1,147,019	60,826	1,207,845
Occupancy, utilities and administrative expenses	716,523	14,458	16,926	22,568	770,475	120,173	890,648
Office expenses	85,731	16,746	28,810	22,339	153,626	10,656	164,282
Conferences, conventions and meetings	85,221	2,869	108,745	35,011	231,846	16,068	247,914
Other expenses	<u>21,581</u>	<u>6,125</u>	<u>4,045</u>	<u>75,497</u>	<u>107,248</u>	<u>14,584</u>	<u>121,832</u>
Total expenses	<u>\$ 12,087,841</u>	<u>\$ 3,347,451</u>	<u>\$ 2,870,792</u>	<u>\$ 2,441,800</u>	<u>\$ 20,747,884</u>	<u>\$ 1,170,080</u>	<u>\$ 21,917,964</u>

See Notes to Financial Statements

Years Ended December 31, 2018 and 2017

	2018	2017
Operating Activities		
Change in net assets	\$ (640,379)	\$ 1,401,233
Items not requiring (providing) cash		
Depreciation and amortization	30,989	24,393
Non-cash portion of lease expense	57,294	69,290
Net realized and unrealized losses (gains)	152,230	(168,787)
Changes in		
Accounts receivable	794,017	685,171
Supplies	(27,770)	(127,231)
Prepaid expenses and other	(27,099)	(37,110)
Accounts payable and other accrued liabilities	(11,202)	362,648
Deferred revenue	424,758	22,624
Net cash provided by operating activities	<u>752,838</u>	<u>2,232,231</u>
Investing Activities		
Purchases of equipment	(15,188)	(51,854)
Purchase of investments	(436,282)	(254,891)
Proceeds from sale of investments	413,769	228,350
Net cash used in investing activities	<u>(37,701)</u>	<u>(78,395)</u>
Increase in Cash and Cash Equivalents	715,137	2,153,836
Cash and Cash Equivalents, Beginning of Year	<u>5,715,823</u>	<u>3,561,987</u>
Cash and Cash Equivalents, End of Year	<u>\$ 6,430,960</u>	<u>\$ 5,715,823</u>
Supplemental Cash Flow Information		
Lease obligation incurred for right-of-use assets	\$ -	\$ 2,221,901

See Notes to Financial Statements

NOTE 1: NATURE OF OPERATIONS AND SUMMARY OF SIGNIFICANT ACCOUNTING POLICIES

Nature of Operations

United States Anti-Doping Agency (the Agency) began operations October 1, 2000. The Agency is responsible for testing, education, research and adjudication for U.S. Olympic, Pan American Games, Paralympic athletes and the Ultimate Fighting Championship. The Agency is also responsible for enhancing research efforts and promoting educational programs to inform athletes of the rules governing the use of performance enhancing substances, the ethics of doping and its harmful health effects.

Use of Estimates

The preparation of financial statements in conformity with accounting principles generally accepted in the United States of America requires management to make estimates and assumptions that affect the reported amounts of assets and liabilities at the date of the financial statements and the reported amounts of revenues, expenses, gains, losses and other changes in net assets during the reporting period. Actual results could differ from those estimates.

Cash and Cash Equivalents

The Agency considers all liquid investments with original maturities of three months or less to be cash equivalents. As of December 31, 2018 and 2017, cash equivalents consisted primarily of money market accounts with brokers.

At December 31, 2018, the Agency's cash accounts exceeded federally insured limits by approximately \$6,325,000.

Investments and Investment Return

Investments in equity securities having a readily determinable fair value and all debt securities are carried at fair value. Other investments are valued at the lower of cost (or fair value at time of donation, if acquired by contribution) or fair value. Investment return includes dividend, interest and other investment income; realized and unrealized gains and losses on investments carried at fair value; and realized gains and losses on other investments, less external and direct internal investment expenses.

Accounts Receivable

Accounts receivable are stated at the amount billed to customers. The Agency provides an allowance for doubtful accounts, which is based upon a review of outstanding receivables, historical collection information and existing economic conditions. Accounts receivable are ordinarily due 30 days after the issuance of the invoice. Delinquent receivables are written-off based on individual credit evaluation and specific circumstances of the customer.

Supplies

Supplies consist of drug testing kits and other doping control supplies and are valued at the lower of cost (first-in, first-out method) or market.

Property and Equipment

Property and equipment are recorded at cost, less accumulated depreciation. Depreciation and amortization are calculated using the straight-line method over the following estimated useful lives:

Computer equipment and software	3 – 5 years
Furniture, fixtures and office equipment	5 – 7 years
Website development	3 years
Lab equipment	5 years

Leasehold improvements are amortized over the term of the leases or the estimated lives of the improvements, whichever is shorter.

Deferred Revenue

Deferred revenue includes revenues received, which have not yet been used for their specified purpose or period.

Federal Grants

Support funded by grants is recognized as the Agency performs the contracted services or incurs outlays eligible for reimbursement under the grant agreements. Grant activities and outlays are subject to audit and acceptance by the granting agency and, as a result of such audit, adjustments could be required.

NOTES TO FINANCIAL STATEMENTS

Income from Third Parties

The Agency performs various doping tests for third parties. Fees are billed and payable after services are rendered. Revenue is recognized when the services are performed.

Functional Allocation of Expenses

The costs of supporting programs and activities have been summarized on a functional basis in the statements of activities. The statement of functional expenses present the natural classification detail of expenses by function. Certain costs have been reasonably allocated among the program and management and general categories based on the percentage of effort, percentage of utilization and other methods.

Net Assets

Net assets, revenues, gains and losses are classified based on the existence or absence of donor- or grantor-imposed restrictions. Net assets without

donor restrictions are available for use in general operations and not subject to donor or certain grantor restrictions. The governing board has designated, from net assets without donor restrictions, net assets for research and contingencies. Net assets with donor restrictions are subject to donor- or certain grantor-imposed restrictions. The Agency does not have any donor-restricted net assets.

Income Taxes

The Agency is exempt from income taxes under Section 501(c)(3) of the Internal Revenue Code and a similar provision of state law. However, the Agency is subject to federal income tax on any unrelated business taxable income.

Subsequent Events

Subsequent events have been evaluated through April 10, 2019, which is the date the financial statements were available to be issued.

NOTE 2: PRIOR YEAR FINANCIAL STATEMENT REVISION

The 2017 financial statements have been revised for corrections related to the current and noncurrent portions of right-of-use assets. The following financial statement line items for 2017 were affected

by the revision. Note 6 of the 2017 financial statements was also revised to reflect the changes made to the financial statements. The revision had no effect on total assets or the change in net assets.

	As Revised	As Previously Reported	Effect of Change
Right-of-use assets, current	\$ -	\$ 286,867	\$ (286,867)
Right-of-use assets, net of current portion	<u>2,087,427</u>	<u>1,800,560</u>	<u>286,867</u>
	<u>\$ 2,087,427</u>	<u>\$ 2,087,427</u>	<u>\$ -</u>

NOTE 3: CHANGE IN ACCOUNTING PRINCIPLE

In 2018, the Agency adopted ASU 2016-14, *Not-for-Profit Entities (Topic 958): Presentation of Financial Statements of Not-for-Profit Entities*. A summary of the changes is as follows:

Statement of Financial Position

The statement of financial position distinguishes between two new classes of net assets—those with donor-imposed restrictions and those without. This is a change from the previously required three classes

of net assets—unrestricted, temporarily restricted and permanently restricted.

Statement of Activities

Expenses are reported by both nature and function in one location.

Investment income is shown net of external and direct internal investment expenses. Disclosure of the expenses netted against investment income is no longer required.

NOTES TO FINANCIAL STATEMENTS

Notes to the Financial Statements

Enhanced quantitative and qualitative disclosures provide additional information useful in assessing liquidity and cash flows available to meet operating expenses for one-year from the date of the statements of financial position.

Amounts and purposes of Governing Board designations and appropriations as of the end of the period are disclosed.

This change had no impact on previously reported total change in net assets.

NOTE 4: DISCLOSURES ABOUT FAIR VALUE OF ASSETS AND LIABILITIES

Fair value is the price that would be received to sell an asset or paid to transfer a liability in an orderly transaction between market participants at the measurement date. Fair value measurements must maximize the use of observable inputs and minimize the use of unobservable inputs. There is a hierarchy of three levels of inputs that may be used to measure fair value:

can be corroborated by observable market data for substantially the full term of the assets or liabilities

Level 3 Unobservable inputs that are supported by little or no market activity and that are significant to the fair value of the assets or liabilities

Recurring Measurements

The following tables present the fair value measurements of assets recognized in the accompanying statements of financial position measured at fair value on a recurring basis and the level within the Topic 820 fair value hierarchy in which the fair value measurements fall at December 31, 2018 and 2017:

	2018			
	Fair Value	Fair Value Measurements Using		
		Quoted Prices in Active Markets for Identical Assets (Level 1)	Significant Other Observable Inputs (Level 2)	Significant Unobservable Inputs (Level 3)
Equity mutual funds				
Large-cap	\$ 401,906	\$ 401,906	\$ -	\$ -
International	320,620	320,620	-	-
Small- and mid-cap	80,717	80,717	-	-
Multi-strategy	236,548	236,548	-	-
Other mutual funds				
Fixed income bonds	453,971	453,971	-	-
Real estate	<u>100,987</u>	100,987	-	-
	1,594,749			
Cash	<u>8,378</u>			
	<u>\$ 1,603,127</u>			

NOTES TO FINANCIAL STATEMENTS

	2017			
	Fair Value	Fair Value Measurements Using		
		Quoted Prices in Active Markets for Identical Assets (Level 1)	Significant Other Observable Inputs (Level 2)	Significant Unobservable Inputs (Level 3)
Equity mutual funds				
Large-cap	\$ 428,657	\$ 428,657	\$ -	\$ -
International	362,788	362,788	-	-
Small- and mid-cap	99,150	99,150	-	-
Multi-strategy	262,694	262,694	-	-
Other mutual funds				
Fixed income bonds	468,373	468,373	-	-
Real estate	106,130	106,130	-	-
	<u>1,727,792</u>			
Cash	5,062			
	<u>\$ 1,732,844</u>			

Following is a description of the valuation methodologies and inputs used for assets and liabilities measured at fair value on a recurring basis and recognized in the accompanying statements of financial position, as well as the general classification of such assets and liabilities pursuant to the valuation hierarchy. There have been no significant changes in the valuation techniques during the years ended December 31, 2018 and 2017.

Investments

Where quoted market prices are available in an active market, securities are classified within Level 1

of the valuation hierarchy. Level 1 securities include large-cap, small- and mid-cap, multi-strategy and international equity mutual funds; and real estate, commodity and fixed income bond mutual funds. If quoted market prices are not available, then fair values are estimated by using pricing models, quoted prices of securities with similar characteristics or discounted cash flows. These are considered Level 2 securities. In certain cases where Level 1 or Level 2 inputs are not available, securities are classified within Level 3 of the hierarchy. Currently, the Agency does not have Level 2 or Level 3 securities.

NOTE 5: PROPERTY AND EQUIPMENT

Property and equipment at December 31 consists of:

	2018	2017
Computer equipment and software	\$ 555,844	\$ 540,656
Furniture, fixtures and office equipment	81,384	81,384
Leasehold improvements	80,025	80,025
Website development	245,926	245,926
Lab equipment	116,599	116,599
	<u>1,079,778</u>	<u>1,064,590</u>
Less accumulated depreciation and amortization	<u>(983,500)</u>	<u>(952,511)</u>
Total property and equipment, net	<u>\$ 96,278</u>	<u>\$ 112,079</u>

NOTES TO FINANCIAL STATEMENTS**NOTE 6: LEASES**

Right-of-use assets as of December 31 consist of:

	Asset	
	2018	2017
Building lease (A)	\$ 1,747,631	\$ 2,017,389
Copier lease (B)	52,930	70,038
Right-of-ussets	<u>1,800,561</u>	<u>2,087,427</u>

Lease liabilities as of December 31 consist of:

	Liability	
	2018	2017
Building lease (A)	\$ 1,874,215	\$ 2,086,679
Copier lease (B)	52,930	70,038
	<u>1,927,145</u>	<u>2,156,717</u>
Less current portion	<u>(289,515)</u>	<u>(229,572)</u>
Lease liabilities, net of current portion	<u>1,637,630</u>	<u>1,927,145</u>

- (A) In 2017, the Agency entered into an agreement to lease office space. Under the terms of the agreement, the Agency will pay escalating monthly payments through October 2024 and will have unlimited use of the space for that period of time. The Agency has recorded this lease on the statements of financial position as a right-to-use asset and a lease liability in the amounts of \$1,747,631 and \$2,017,389 and \$1,874,215 and \$2,086,679, respectively, as of December 31, 2018 and 2017, respectively, including the current portion of lease liability. The Agency used a 3% imputed interest rate to calculate the present value of future cash flows in relation to the lease liability. The Agency recognized \$329,860 and \$164,940 in operating lease expense related to this lease in 2018 and 2017, respectively.
- (B) In 2017, the Agency entered into an agreement to lease several copiers. Under the terms of the agreement, the Agency will pay \$1,581 in monthly payments through November 2021 and will have unlimited use of the copiers for that period of time. The Agency has recorded this lease on the statements of financial position as a right-to-use asset and a lease liability in the amount of \$52,930 and \$70,038 as of December 31, 2018 and 2017, respectively, including the current portion of lease liability. The Agency used a 3% imputed interest rate to calculate the present value of future cash flows in relation to the lease liability. The Agency recognized \$18,972 and \$1,581 in operating lease expense related to this lease in 2018 and 2017, respectively.

Future undiscounted cash flows for operating leases at December 31, 2018 are as follows:

2019	\$ 343,370
2020	354,556
2021	364,160
2022	357,952
2023	369,138
Thereafter	316,937
Less discounted cash flows	<u>(178,968)</u>
	<u>\$ 1,927,145</u>

NOTE 7: LIQUIDITY

The Agency receives its funding from three key sources; a federal government grant, a contract with the U.S. Olympic Committee and contracted anti-doping services it provides to a variety of customers. There are no donor restrictions on funding.

As of December 31, 2018, the following table shows the total financial assets held by the Agency that could readily be made available within one year of the statements of financial position date to meet general and operating expenses:

	<u>2018</u>
Cash and cash equivalents	\$ 6,430,960
Accounts receivable	660,695
Investments convertible to cash in the next 12 months	<u>1,603,127</u>
Financial assets available to meet general expenditures within one year	<u>\$ 8,694,782</u>

The Agency has Board-designated net assets, which are included in investments, for various purposes more fully described in Note 8. These could be made available to use within one year, as determined by the Board, if necessary. Accordingly, these assets have been included in the quantitative information above.

The Agency regularly monitors liquidity required to meet its operating needs. Its liquidity strategy is to maintain sufficient liquid assets to cover 90 days of operations, maintain a high level of liquidity in all investments and operate as guided by the board approved budget.

NOTE 8: BOARD-DESIGNATED NET ASSETS WITHOUT DONOR RESTRICTIONS

The Board has designated net assets for the following purposes:

	<u>2018</u>	<u>2017</u>
Research	\$ 700,000	\$ 700,000
Contingencies	<u>1,000,000</u>	<u>1,000,000</u>
	<u>\$ 1,700,000</u>	<u>\$ 1,700,000</u>

NOTE 9: USOC CONTRACT

The Agency has an agreement with the United States Olympic Committee (USOC) through December 31, 2022, to conduct a drug testing and anti-doping program for athletes in the Olympic, Paralympic and Pan American Games. Support funded by the USOC is recognized as the Agency performs the contracted services. Revenue received from the USOC for the years ended

December 31, 2018 and 2017 was \$5,142,250, of which \$146,565 and \$771,338 was included in accounts receivable at December 31, 2018 and 2017, respectively. To mitigate the perceived

conflict of interest between the Agency and the American Arbitration Association (AAA) or the Court of Arbitration for Sport (CAS), which provides arbitration services for cases brought forth by the Agency, the USOC directly pays all arbitration fees and expenses incurred by these entities up to \$500,000. During 2018 and 2017, the USOC directly paid arbitration costs to these entities of \$353,435 and \$328,662, respectively. If the arbitration expenses incurred are less than \$500,000, then the excess up to \$500,000 is remitted to the Agency, which is included in the contract amount above.

NOTE 10: EMPLOYEE BENEFIT PLAN

The Agency maintains a 401(k) benefit plan covering all employees who meet the eligibility requirements. The Agency makes contributions at its discretion. The Agency's contributions to the plan

were \$349,427 and \$337,853 for the years ended December 31, 2018 and 2017, respectively.

NOTE 11: SIGNIFICANT COMMITMENTS, ESTIMATES AND CONCENTRATIONS

Accounting principles generally accepted in the United States of America require disclosure of certain significant estimates and current vulnerabilities due to certain concentrations. Those matters include the following:

Revenue Concentration

The Agency received 86% and 87% of its support during 2018 and 2017, respectively, from three organizations. As discussed in Note 8, the Agency has a contract with the USOC (one of the three major organizations) through 2022.

Equipment Grant

Effective September 9, 2008, the Agency, as grantor, entered into a grant agreement with Sports Medicine Research and Testing Laboratory (the Laboratory). Under the terms of this grant agreement, the Agency will grant a piece of equipment with a cost of \$71,750 and now fully depreciated, to the Laboratory. The Laboratory must use the equipment only for purposes that fit within the Agency's mission and must report the detail of testing performed with the equipment to the Agency each year. The Agency would have the right to take back the equipment if either of these requirements was not met. As such, management considers the equipment property of the Agency.



Phone: (719) 785-2000

Toll-Free: +1 (866) 601-2632

Fax: (719) 785-2001

Email: USADA@USADA.org

www.USADA.org

www.TrueSport.org